

# CONVENTIONAL TYPE POWER LED SERIES

## Application

- Power LED Lamps with 50,000 working hours
- High efficiency
- Durable
- Wall-mount / Recess Ceiling-mount
- GMS box with white powder coating
- Maintenance free

## Specification

Wall-mount / Recess Ceiling-mount, self-contained, nonmaintained type, LED luminaire with automatic changeover device for minimum 3 hours emergency battery discharge.

## Standards

- BS 5266 – Part I
- BS EN 60598-2-22 (850°C hot wire test)
- FSD PPA 104(A) 4<sup>th</sup> Revision

## Panel Status

Test	●
Mains On	●
Charging	●
Fault	●

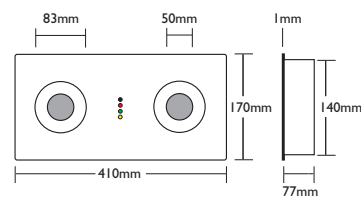
## Technical Data

Model	CE-DPC-2X3W	CE-DPW-2X3W
System Mode	Non-Maintained Type	
Mounting	Ceiling-mount	Wall-mount
Emergency Output	2 x 3W Power LED	
Discharge Duration	3 Hours	
Battery	Sealed Ni-cd/Ni-mh High Temperature Battery 6V 4.0Ah	

Model	CE-SPC-1X3W	CE-SPW-1X3W	CE-LED-2X3W
System Mode	Non-Maintained Type		
Mounting	Ceiling-mount	Wall-mount	Wall-mount
Emergency Output	3W Power LED		2 x 3W Power LED
Discharge Duration	3 Hours		
Battery	Sealed Ni-cd/Ni-mh High Temperature Battery		
	6V 2.2Ah		6V 4.0Ah
Recharge Period	12 Hours for 2 Hours discharge / 24 Hours for 3 Hours discharge		
Line Voltage	A/C 220V~240V 50Hz +6%-10%		
Compliance	BS EN 60598-2-22 ; BS 5266-1, FSD PPA 104A (4 <sup>th</sup> Revision)		



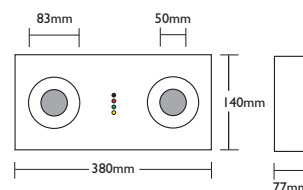
"CRYSTALITE" Cat. CE-DPC-2X3W



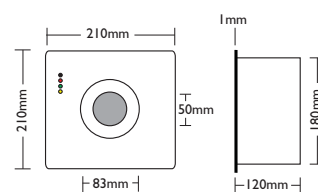
Recessed Box Size: 380 x 140 x 77mm



"CRYSTALITE" Cat. CE-DPW-2X3W



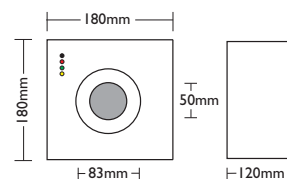
"CRYSTALITE" Cat. CE-SPC-1X3W



Recessed Box Size: 180 x 180 x 120mm



"CRYSTALITE" Cat. CE-SPW-1X3W



"CRYSTALITE" Cat. CE-LED-2X3W

